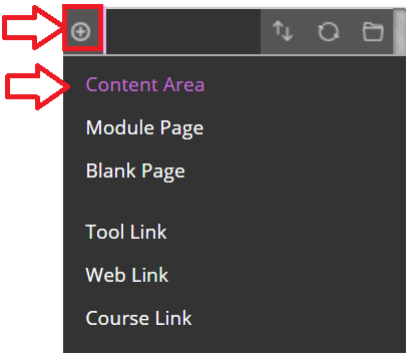
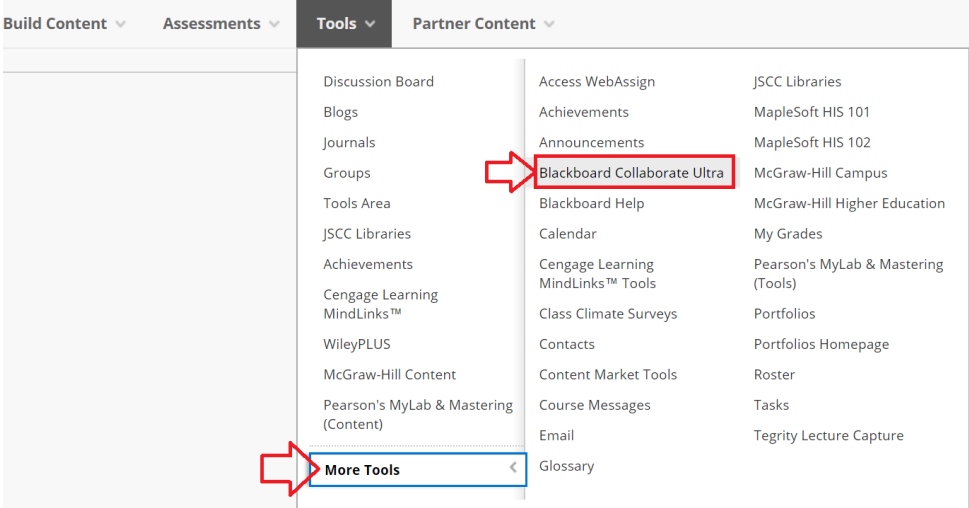
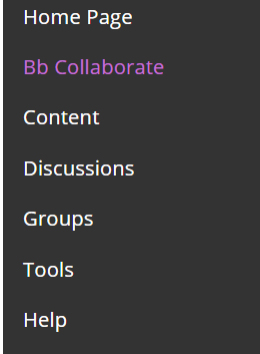


## How to add “Bb Collaborate” Link to Course Menu

<p>Under the Course Menu select the + sign and then click on “Content Area” to create/name link (i.e. Bb Collaborate)</p>	
<p>Click on Bb Collaborate link in Menu</p> <p>Under “Tools” select “More Tools” and then select “Blackboard Collaborate Ultra.”</p>	
<p>The Menu Link will open Bb Collaborate.</p> <p>Please refer to Handout on How to Use Collaborate under Instructor Resources and Bb Help.</p>	 <p>Link to Bb Help:  <a href="https://help.blackboard.com/Learn/Instructor/Interact/Blackboard_Collaborate">https://help.blackboard.com/Learn/Instructor/Interact/Blackboard_Collaborate</a> </p>