

## Welcome!



**Valerie McCombs**  
Distance Education Dept.  
18 years



Joined: 2019-04-15

**Instructure Community: 5 Year**

5 Years with Instructure Community

24 years in Higher Education

<https://community.canvaslms.com/>



**CANVAS**  
Credentials

<https://learningservices.badgr.com/>

<https://www.jeffersonstate.edu/resources-for-instructors-de-canvas-resources/>

1



by Instructure



- ACCS Canvas/Features
- Bb Migrated Course Materials
- ACCS Template
- [Canvas Training Resources](#)

2

## Who Moved My Course?



3

canvas  
is  
~~here~~



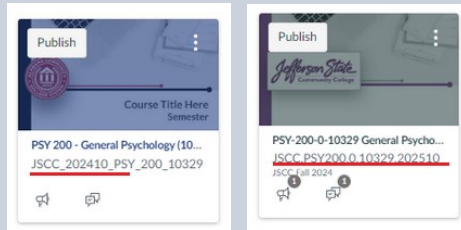
- Canvas is the new statewide LMS for OneACCS.
- All Faculty, Students, Staff – [A#@alabama.edu](mailto:A#@alabama.edu) – email.
- Jefferson State will have sub-account under ACCS Canvas.
- ACCS Template/Branding for each Institution.
- Bb Migrated course materials availability (very soon!)
- Canvas Resources – Instructure Training Portal; Canvas Community; Instructor Course/Help; Student Course/Help.
- 24/7 Help Desk (Students must contact Canvas support in the [alabama.instructure.com](https://alabama.instructure.com) instance to get assistance).

**OneACCS**  
One System. All Access.

4

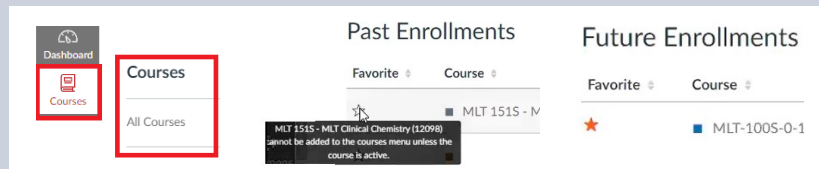
# Courses in Canvas

## Unpublished Courses




Migrated Course by K16


Fall 2024 Term = 202510

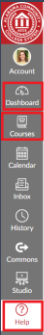


5




# Canvas "Button-ology"






Help



Little lost? Try here first!  
Search the Canvas Guides  
Find answers to common questions

OTHER RESOURCES

Training Services Portal  
Access Canvas training videos and courses



[Link to Video](https://jeffersonstate.vuja.com/v/canvas101)  
https://jeffersonstate.vuja.com/v/canvas101

**OneACCS**  
One System. All Access.

6

## Blackboard to Canvas...

- Notifications (Account) based on preferences.
- Email (Global Menu) – similar to “course messages” but no option to email student account (i.e., Send Email).
- Modules (Sequence of Learning) vs. Folders. Can move items in Modules.
- Rich Content Editor – upload documents/images; add links; add YuJa.
- “Assignment” Menu Link (Index) contains all graded activities and weighted columns tied to the Grade Book.
- Assignments – can not “reset” submission – use 2 attempts.
- “Comment library” to use in Speed Grader – feedback (save time).

7

## Blackboard to Canvas (cont'd)...

- Question Sets called Question Groups - do not migrate. You do not lose questions. Set up using Classic Question DB or New Quizzes Item Banks.
- Quizzes will migrate as Classic version.
- Classic Quizzes Question DB - all migrated quiz questions will show under “Unfiled” category. Can export quizzes as Question DB to set up (i.e. Question Groups). Can move/copy within Question DB.
- New Quizzes uses Item Banks (no imported content). Can export QTI Classic Quiz and import to Item Banks. Can share New Quizzes/Item Banks.
- Create groups under “People” menu.

8



# Give Me 3 Steps...





**Start  
Fresh**



**Use  
Bb  
Content**






**Use  
Migrated  
Course**



*One System. All Access.*

9

## Pros/Cons

	 Start Fresh	 Gather and Upload Separately	 Use Migrated Course
Pros	Create/Upload new content, tests, assignments, discussions, rubrics, etc.	Export course materials; Download content, Tests, Pools, Surveys; Rubrics. Can export Pools as QTI.	Copy/Paste into Template. Copy Migrated Modules into Template. Only use what you need. Do Not Copy entire course.
Cons	Recreate Content, Tests, Assignments, Discussions, Rubrics.	Can't download Assignments and Discussions – only through course export. Quizzes do not populate in Question DB or Item Banks. Question Sets do not populate the same from Bb to Canvas. Download Collaborate Recordings and re-upload as mp4 (Yula or Canvas Studio). "IMS" import "gremlins" in files area. Re-do Rubrics. More "clean-up."	Clean up content from Bb to Canvas. Re-set up Question Sets from Bb to Question Groups. Use QTI file export from Bb Pools or Classic quizzes. Import QTI file as Question DB in Classic Quizzes or Index Bank in New Quizzes. Migrated Unfiled Questions - Can move/copy test questions within Classic Quiz Question DB – takes time.

10

## Read the Small Print...



1. Can I copy from my migrated Canvas course to Fall Shell? We do not recommend copying entire course – copy modules that have corresponding content (i.e., Module\_Topic – “Course Materials” files, assignments, discussions, quizzes).
2. Will I have to re-add my YuJa videos? Yes. Do not copy item links from migrated course.
3. Will I have to re-add my Publisher links? Yes. Do not copy Publisher links from migrated course.
4. Does Canvas use SafeAssign for Plagiarism Checking? No. May use Turnit In (in process).
5. Will Canvas use Ally? Yes. Instructors can also use the Accessibility Checker in the Rich Content Editor and Ally Report Checker on the Course Menu.
6. Will my recordings from Collaborate migrate over? No. Can download and re-upload using YuJa or Canvas Studio.
7. Can I upload video files in Canvas? YuJa license extended for another year or can use Canvas Studio. Do not upload video files directly in Canvas.

11


## Read the Small Print...cont'd



8. Is there a Canvas Course Size limitation? Yes.
9. Is there a file size limitation to linking from MS OneDrive to Rich Content Editor? Yes. 100 MB.
10. Can I download Bb course files? Yes. Can create zip of files to download on a local computer.
11. Can I export/download Tests/Quizzes/Surveys/Question Pools? Only export Question Pools as QTI format if supported question type.
12. How long will Bb courses be available? Until end of the year.

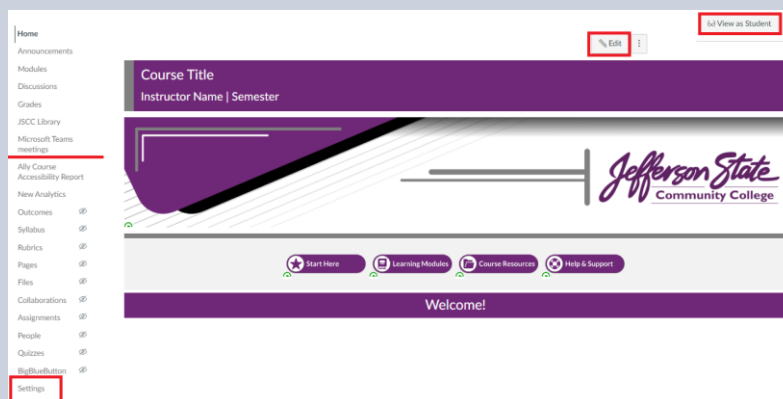
12

## ACCS Template – Student View



13

## ACCS Template – Instructor View



14

## Template FAQ's

- See [Handouts](#). Use Checklist.
- Do not copy entire migrated course.
- Update Syllabus and upload.
- Review Course Materials/Make Checklist (Modules, YuJa, Question Sets, Collaborate Recordings, etc).
- Do not copy "Start Here" module from Migrated Course.
- Copy/Paste "Welcome" from Migrated Course into New Template Home page.
- Do not delete any buttons on the Home Page.
- Copy/Paste text from "Start Here" from Migrated Course into "Course Overview" New Template.
- Update Participation Requirement.
- Delete "Discussion Course Q&A" from Start Here if not using.
- Review Start Here and remove any Instructions listed as part of the Template.

15

## Template FAQ's (cont'd)..

- Migrated courses will have all modules under "Course Materials." Can copy then move into Template Module format or use own format - create new module headings.
- Delete any (or all) Modules if using "Course Materials" content module.
- Delete extra items from Modules under the Assignment Index (Discussions, Assignments, Quizzes.)
- Work on each Module one-at-a-time.
- Delete any instructions from the Template.
- Re-add (through Pages/Rich Content Editor) – YuJa links.
- Question Groups – Use Quizzes from Migrated Course to import into New Template as Question DB (Classic Quizzes).
- Export Classic Quizzes as QTI file format for Item Banks (New Quizzes).
- Can export Bb Pools as QTI and import to New Template.

16



## Takeaways...

- Get friendly with Canvas – “Button-ology.”
- Get friendly with [Canvas Training Portal](#) Resources.
- Get friendly with Migrated Course Materials (Content, YuJa, Quizzes, etc).
- Get friendly with “Copy and Paste.”
- Get friendly with using Question Groups.

17




Contact: Valerie McCombs  
 Email: [vmccombs@jeffersonstate.edu](mailto:vmccombs@jeffersonstate.edu)  
 Office Phone: (205) 983-5976  
 Office: Judy Merritt Building Room 341  
 Shelby Campus  
 Link to [Training Calendar](#)

Instructor Resources:  
<https://www.jeffersonstate.edu/resources-for-instructors-de-canvas-resources/>

Canvas Links:  
[How to Use Training Portal](#) (within Canvas Account)  
[Professional Development Badges](#) (Create account)  
[Canvas Community](#) (Create account)  
 -- [Guides](#), Ask Community

Student Resources:  
<https://www.jeffersonstate.edu/canvas-and-student-technology-help/#CanvasR>

18



19